




Tudors & Castles

Year 1 Term 4

Enquiry Question	What was life in the Tudor period like and how has it changed since?				
NC Objectives	Pupils should be taught about: <ul style="list-style-type: none"> - Events beyond living memory that are significant nationally or globally. (H2) - The lives of significant individuals in the past who have contributed to national and international achievements. (H3) - Significant historical events, people, and places in their own locality. (H4) 				Key Concept: Monarchy and Settlements
Curriculum Coherence	Prior Knowledge In EYFS the children have begun to make sense of their own life-story and family's history. They also examined the current royal family and compared it to their own. In Year 1 Term 1 in Geography children have learnt about their local area.		Future Learning In Year 2 the children will be learning about Queen Victoria and her family. They will learn about what life was like in the Victoria period and compare this to now. They will discover more about railways and the impact this had in their local community. They will compare the Victorian period to the Tudor period.		
	Vocabulary Very long time ago, sometime ago now, structure, significant, castle, Monarch, King & Queen	High Quality Text Tudor Boy Spy by Philip Ardagh 	Misconceptions The understanding of chronology and placing the Tudors on a timeline.	Substantive Knowledge Castles built in the Tudor period for protection. People had different roles in castles and not everyone lived in castles. Where and why was Pendennis Castle built? How was Pendennis built to protect England?	Cross Curricular Links
Knowledge Sequence	Lesson 1 - Who was Henry VIII and how long did he reign? (H3) In this lesson children will learn about who Henry VIII is and how long he reigned. They will look at a timeline and understand where Tudors fit on a chronological framework. They will understand what the word Monarch			Chronological Understanding Know how to put 3 events / objects in the correct order they happened / were made	



	<p>means and link back to their EYFS knowledge of the current royal family. They will learn key facts about Henry VIII and begin to look at who reigned before and after him.</p>	<p>Know how to use terms like before / after old/new correctly. Significant People Know the name of a famous person/ place and explain why they are famous.</p>
	<p>Lesson 2 – What was life like in the Tudor period? (H2) In this lesson children will learn about what life was like during the Tudor period. They will learn about aspects of Tudor life, including how people dressed, the food they ate, the jobs they did and the education that was available.</p>	<p>Similarity and Difference Know simple facts about aspects of daily life studied this year. Know some things which have changed / stayed the same. Historical Enquiry Use historical artefacts, photographs and visits to museums etc to find out about the past. Describe some simple similarities and differences between artefacts/sources.</p>
	<p>Lesson 3 – What was it like in a Tudor home? (H2) In this lesson children will learn about life in different Tudor homes. They will learn about the castles that people lived in, as well as other Tudor homes. Children will learn about the styles of Tudor houses and why they were built this way. The children will discuss the social class at the time and how people lived differently. Ponder: Did all people live in a castle?</p>	<p>Historical Enquiry Use historical artefacts, photographs and visits to museums etc to find out about the past. Describe some simple similarities and differences between artefacts/sources. Historical Interpretation Relate his/her own account of an event and understand that others may give a different version. Know some ways that we can find out about the past and identify how it is represented.</p>
	<p>Lesson 4 – Why were castles built and what were they like? (H2/3/4) In this lesson children will learn about different castles around the UK. Children will learn about how castles in the Tudor Period were built for people to live in and to help to defend England. Children will learn about how Pendennis Castles, with others, were built to defend England. They will look at the features of the castle and how they help defence. The</p>	<p>Organisation and Communication Talk, draw and write about aspects of the past using historical terms. Begin to ask and answer questions about the past. Record what has been learnt using drawing and writing. Historical Enquiry</p>



Inspiration. Passion. Ambition



	<p>children will take a visit to Pendennis Castle to learn about a local Castle and its impact on Cornwall.</p>	<p>Use historical artefacts, photographs and visits to museums etc to find out about the past. Describe some simple similarities and differences between artefacts/sources.</p>
	<p>Lesson 5 - How did Henry VIII impact England in the Tudor times? (H2/3) In this lesson children will learn about the significant changes that Henry VIII had on national life during the Tudor Period. They will learn about the change to religion, national defence including castles and the Royal Navy.</p>	<p>Significance of events/people/places Know the name of a famous person/ place and explain why they are famous. Know the name of a significant event and be able to talk about it. Cause and consequence Know about the cause of an event studied this year.</p>
	<p>Lesson 6 - Tudor Banquet (H2) During this day, children will take part in a Tudor Banquet. They will revisit all the learning that has taken place during this unit and be immersed in a day of Tudors. They will learn about and sample food that people ate, the clothes that were worn and the activities that people would have taken part in. They will consider why they ate that food and wore the clothes that they wore.</p>	<p>Chronological Understanding Know how to put 3 events / objects in the correct order they happened / were made Know how to use terms like before / after old/new correctly. Similarity and Difference Know simple facts about aspects of daily life studied this year. Know some things which have changed / stayed the same.</p>