








# The Victorians


## Year 2 Term 2

<b>Enquiry Question</b>	<b>What was life in the Victorian Period like and how has it shaped life today?</b>				
<b>NC Objectives</b>	<b>Pupils should be taught about:</b> <ul style="list-style-type: none"> <li>- Events beyond living memory that are significant nationally or globally (H2)</li> <li>- The lives of significant individuals in the past who have contributed to national and international achievements. Some should be used to compare aspects of life in different periods (H3)</li> </ul>				<b>Key Concept:</b> Monarchy and Settlements
<b>Curriculum Coherence</b>	<b>Prior Knowledge</b> In EYFS the children have begun to make sense of their own life-story and family's history. They also examined the current royal family and compared it to their own.  In Year 1 the children learnt about what life was like in the Tudor period including what homes were like. They found out why Henry VIII built castles amongst other changes that occurred during Tudor times such as changes to defence and religion.		<b>Future Learning</b> Year 6 at NJA children learn about the Victorians. They will use primary sources to learn about Victorian life. They will investigate Queen Victoria, steam train travel in Newquay, and Victorian education. They will examine how this has affected education today.		
	<b>Vocabulary</b> Victorians Industry Monarchy Settlements Period Buildings Reign Tourism Steam Engine	<b>High Quality Text</b> Oliver Twist by Marcia Williams  Queen Victoria by V&A 	<b>Misconceptions</b> Chronology - how long ago the period was, what came before and after. Understanding how long the Victorian Period was. Understanding of timelines and what came before and after.	<b>Substantive Knowledge</b> Who was Queen Victoria, how many children she had, where she lived.  What a school day was like in the Victorian period?  Why were trains important to Newquay?	<b>Cross Curricular Links</b> <b>Geography</b> – Newquay in the Victorian Period <b>Science</b> – Materials that Victorians used to build inventions.  <b>Design and Technology</b> – building bridges

		<p>You Wouldn't Want to be a Victorian School Child by John Malam</p>  <p>The Secret Diary of June Pinny by Philip Ardagh</p> 		<p>Features of a Victorian home.</p>		
<p><b>Knowledge Sequence</b></p>	<p><b>Lesson 1</b>  <b>Who is Queen Victoria and how long did she reign? (H3)</b>          In this lesson we will revisit children's prior knowledge of Henry VIII that they have learnt during their Tudors and castles unit in Year 1. Children will begin to understand the timeline link between Tudors and Victorians. They will learn about who Queen Victoria is and how long she reigned for. We will begin to introduce the key events of Queen Victoria's life and how these fit onto a timeline.</p>			<p><b>Significant people</b>          Know the name of a famous person/place and explain why they are famous.          Compare aspect of life in different periods.</p>		
	<p><b>Lesson 2</b>  <b>What was life in school like during the Victorian period? (H2)</b>  <b>How has this change life in school today?</b>          In this lesson children will start to learn about Victorian period and what school was like during this time. They will learn about the differences and similarities of schools then and now. Aspect of school life that will be covered include, uniform, subjects, gender, discipline, equipment/layout, building, chanting, accessibility to school. We will also learn about how the Victorians came up with the idea that all children should go to school and how Queen Victoria's reign brought many improvements to the education of children, especially for the poor children. During this week children will take part in a Victorian Day. They will dress as Victorian children, act as Victorian children as well as eat like Victorians.</p>			<p><b>Significant people</b>          Know the name of a significant event and be able to talk about why it is remembered.          Compare aspect of life in different periods.  <b>Similarity and difference</b>          Know simple facts about aspects of daily life studied this year and compare with their own life. Know some things which have changed / stayed the same.</p>		



	<p><b>Lesson 3</b>  <b>What was it like in Victorian homes? (H2) (community classrooms)</b>          In this lesson children will build upon their knowledge of the Victorian school buildings and what life was like during this period. They will learn about the differences and similarities of Victorian homes then and now. Aspects of the homes that will be covered will include, the building, furniture, garage, gardens, toilets/bathrooms, electricity. They will also look at the different types of houses for each of the classes of people. Children will begin to compare the houses in the Tudor times and the Victorian times. During this week children will also go on a visit to the Headland Hotel in Newquay. They will understand how the rich people would holiday in Newquay and stay in this grand hotel.</p>	<p><b>Historical Enquiry</b>          Use historical artefacts, photographs, paintings, diaries, newspapers and visits to museums etc to answer simple questions about life in the past.  <b>Similarity and difference</b>          Know simple facts about aspects of daily life studied this year and compare with their own life. Know some things which have changed / stayed the same.</p>
	<p><b>Lesson 4 What impact did railways and steam trains have on Newquay? (H2/3) (community classrooms)</b>          In this lesson children will learn about how the development of railways caused people to travel faster and further. We will learn about how the building of railways impacted Newquay. Children will revisit their knowledge from Year 1 about how the railways that were once used for exporting fish, tin and coal, developed to bring tourism to Newquay during the Victorian Period. We will learn about how the Newquay steadily grew due to the arrival of the passenger rail link in 1876 that created the new industry – tourism. We will learn about how Newquay became a popular place for people to visit on their holidays due to its beaches and large hotels.</p>	<p><b>Chronological Understanding</b>          Know how to put 5 events / objects in the correct order they happened / were made.  <b>Cause and Consequence</b>          Know about the cause of an event studied this year and why it is significant.  <b>Organisation and Communication</b>          Talk, draw and write about how he/she has found out about the past using historical terms.</p>
	<p><b>Lesson 5</b>  <b>How has life changed between the Tudor Period and the Victorian Period? (H3)</b>          In this lesson children revisit what they have learnt during their Tudors and Castles unit and the Victorians unit. We will revisit the key significant individuals, Henry VIII and Queen Victoria, and compare aspects of life during this period. Aspects that children compare will be the different types of homes they lived in, the food people ate, the</p>	<p><b>Chronological Understanding</b>          Describe where people and events studied fit within a chronological framework and identify similarities and differences between life in different periods.</p>



Inspiration. Passion. Ambition



	<p>jobs they had and the difference between school life. We will learn about how defence was a key aspect in the Tudor times and industry during the Victorian period.</p>	
	<p><b>Lesson 6 What was Christmas like for a Victorian? (H3)</b> In this lesson children will revisit what they have learnt about Victorians and begin to answer the enquiry question, what was life during the Victorian period like and how has it shaped life today? We will look at what Christmas time was like for a Victorian family and compare the similarities and differences between Christmas today. Children will learn about how the Victorian age placed great importance on family and how the new railway networks made this possible for people to travel around the country. We will learn about one of the most important Christmas traditions, the decorated Christmas tree, which was introduced to Britain by Prince Albert.</p>	<p><b>Similarity and Difference</b> Know simple facts about aspects of daily life studied this year and compare with their own life. Know some things which have changed / stayed the same.</p> <p><b>Historical Enquiry</b> Use historical artefacts, photographs, paintings, diaries, newspapers and visits to museums etc to answer simple questions about life in the past.</p>